









Tank Mounted Controls Configuration and Ordering Form

CUSTOMER		QUANTITY	
ADDRESS		CONTROL BOX POWER	110VAC 24VAC 24VDC 220VAC
CONTACT		POWER TO VALVES	Same as above Other (use drop down to select)
PHONE		<p><i>The standard build is 110VAC, includes the temperature sensor, mounting bracket and sensor cord grip.</i></p>	
EMAIL			

TYPE OF VALVE TO CONTROL	SOLENOID	CONTROLTEC BALL VALVE	power open, power close BALL VALVE	SPRING RETURN BALL VALVE

BOX CONFIGURATION

 <p>Holes cut – customer to provide own conduit or cord grip fittings (hole diameters = M20, M20)</p>	 <p>Hole cut (M20) for customer conduit or cord grip. ControlTec provides 2 hole cord grip</p>	 <p>ControlTec to supply both power and sensor / valve cord grips</p>
---	--	---

Standard Equipment		OPTIONS			
 <p>Quick Clamp Mtg. Bracket <i>clips to CIP arm on tank</i></p> <p><i>Delete Bracket</i></p>	 <p>Sensor Thermowell cord grip ½" NPT</p> <p><i>Delete Grip</i></p>	 <p>Power Cord 15 ft. (4.5m) (prewired to control box)</p>	 <p>Ball Valve 10 ft. (3m) cord wired on site to box</p> <p>3/4" 1" Metric</p>	 <p>Solenoid Valve 10 ft. (3m) cable prewired to box</p> <p>3/4" 1" Metric</p>	 <p>Premium Ball Valve w/ manual override lever</p> <p>3/4" 1" Metric</p>

Please use this space to indicate anything special needed for this build:
